

Drills

Various models





RRI-2006



YRD-13N BK



RRI-2116P




MD-3312B



YRD-22

Drills

Capacity 6 - 32 mm



Type	Brand	Capacity steel mm	Spindle size	Rotation	Rotations p/min	Power kW	Air consumption l/sec	Weight kg	Inlet thread	Hose diameter mm
Pistol models										
RRI-2006	RRI	6.5	3/8" x 24 UNF	Right	5.000	0.21	10.8	0.65	PT 1/4"	8
YRD-6N BK	YOKOTA	6 - 8	3/8" x 24 UNF	Right	2.800	0.33	8.3	0.90	PT 1/4"	8
YRD-8N BK	YOKOTA	8 - 10	3/8" x 24 UNF	Right	1.900	0.38	10.0	1.30	PT 1/4"	8
ED-10L	TOKU	10	3/8" x 24 UNF	Right	2.300	0.30	8.0	0.90	PT 1/4"	8
10RD-2005 BK	RRA	10	3/8" x 24 UNF	Right	2.600	-	8.0	1.10	PT 1/4"	6.5
10RDR-1800 BK	RRA	10	3/8" x 24 UNF	Left/Right	1.800	-	8.0	1.36	PT 1/4"	6.5
YRD-10N BK	YOKOTA	10 - 13	1/2" x 20 UNF	Right	1.000	0.44	10.0	1.50	PT 1/4"	10
YRD-13N BK	YOKOTA	13	1/2" x 20 UNF	Right	700	0.50	13.3	1.6	PT 1/4"	10
13RD-755 BK	RRA	13	3/8" x 24 UNF	Right	500	-	7.7	1.8	PT 1/4"	6.5
RRI-2116P	RRI	16	1/2" x 20 UNF	Right	950*	0.50	11.0	2.4	PT 1/4"	10

Large drills with morse taper

YRD-22**	YOKOTA	22	MC 2	Left/Right	600	1.1	20.0	5.0	PT 3/8"	12.7
YRD-32***	YOKOTA	32	MC 3	Left/Right	380	2.0	32.0	13.0	PT 1/2"	12.7

Angle models

MD-3312B	TOKU	10	3/8" x 24 UNF	Left/Right	1.900	-	6.0	0.91	PT 1/4"	6.5
RRI-3707#	RRI	6	B12	Right	1.900	0.4	9.5	1.5	PT 1/4"	6.5
RRI-3709##	RRI	6	B12	Right	1.900	0.4	9.5	1.5	PT 1/4"	6.5

Straight models

RRI-2706#	RRI	6	B12	Right	3.100	0.4	9.5	1.1	PT 1/4"	6.5
RRI-2708##	RRI	6	B12	Right	3.100	0.4	9.5	1.1	PT 1/4"	6.5

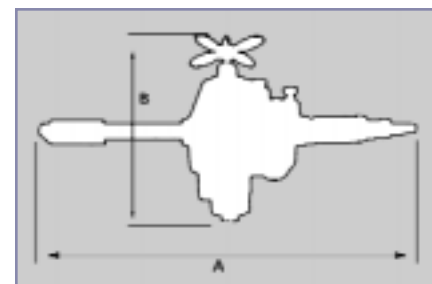
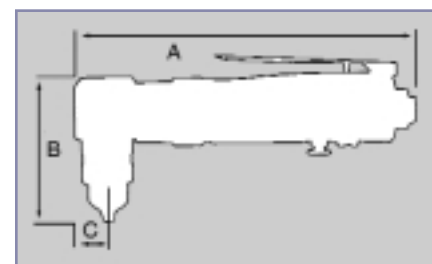
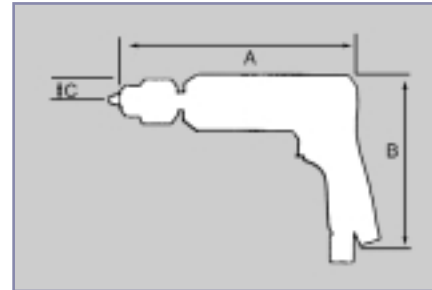
* = Max. 950 p/min - Min. 650 p/min
 ** = Torque 59 Nm
 *** = Torque 176 Nm

= Supplied with exhaust hose
 ## = Equipped with integrated silencer

Drills

Dimensions

Type	A	B	C
10RD-2005 BK	164	156	21
10RDR-1800 BK	156	165	21
13RD-755 BK	201	156	21
ED-10L	162	140	22
MD-3312B	205	93	20
RRI-2006	192	138	14
RRI-2116P	270	168	28
RRI-2706	255	-	25
RRI-2708	295	-	25
RRI-3707	435	65	-
RRI-3709	475	65	-
YRD-6N BK	151	140	21
YRD-8N BK	176	150	25
YRD-10N BK	209	150	25
YRD-13N BK	205	145	25
YRD-22	430 min / 485 max.	475	-
YRD-32	370 min / 475 max.	705	-



Drill chucks

13RD-755BK	*	BH-13 mm 3/8" x 24
RRI-2006	*	Röh m BH-6 mm 3/8" x 24.
RRI-2116P	*	Röh m BH P-16 1/2" x 20
RRI-2706	*	BH6-B12, Kap. 0.5 - 6.5
RRI-2708		
RRI-3707		
RRI-3709		

Röh m quick change drill chucks

10RD-2005 BK	*	BHS-10 mm 3/8" x 24
10RDR-2005 BK	*	
ED-10L	*	
MD-3312 B	*	
YRD-6N BK	*	
YRD-8N BK	*	
YRD-10N BK	*	BHS-13 mm 1/2" x 20
YRD-13N BK	*	

Side handles

13RD-755BK	*	SM71239 + SM71240
RRI-2116P	*	2116-061-99

Keys for drill chucks

ED-10L	*	BH 90180
MD-3312 B	*	
10RD-2005 BK	*	
10 RDR-1800BK	*	
13RD-755BK	*	BH 90200

* = supplied as standard.